

Dear Parent/Guardian:

We are pleased to have the opportunity to transport your child to and from school. In an effort to create safer and more efficient bus routes this year, we are requiring that you let us know if you will be using bus transportation by filling out a short questionnaire at <https://forms.gle/Faqmaz8Z77ew8HH86>, or use this QR code:



All families should complete this form even if they do not require transportation. If you are unable to fill this form out online, please call the Transportation Center at **(716) 569-7035**.

The deadline to request transportation is **August 1st**. This is so that we are only routing the buses to the students that will be riding the bus. All students will need to request transportation even if they have always ridden the bus.

Also, we are excited to announce that for the 2022/2023, school year the transportation department at Frewsburg Central School will be using an app called "Ride 360". This app will allow you to see updates to your child's transportation schedule. The use of this app is optional. Directions for downloading and using the app are on the back of this letter. Please remember that Route information for next year will not be accurate on this app until late August.

After you download the app, you will need to select your school district. To conserve educational funds, Frewsburg is sharing some transportation expenses with our neighbors at Southwestern Central School District. When searching and adding the school district, the name will come up as **"Southwestern & Frewsburg Central School Districts"**. To add your child and view their transportation information, you will need two unique identifiers, their current grade level, and their Student ID. This information was mailed home on June 2. If you do not have this information, please call the bus garage at 716-569-7035.

Thank you,

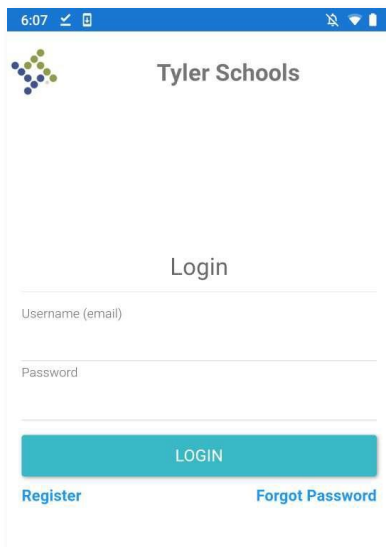
John C. Spacht
Transportation Supervisor
716-569-7035



Traversa Ride 360 Mobile Application Guide

To access student routing information through the Traversa Ride 360 mobile app, do the following:

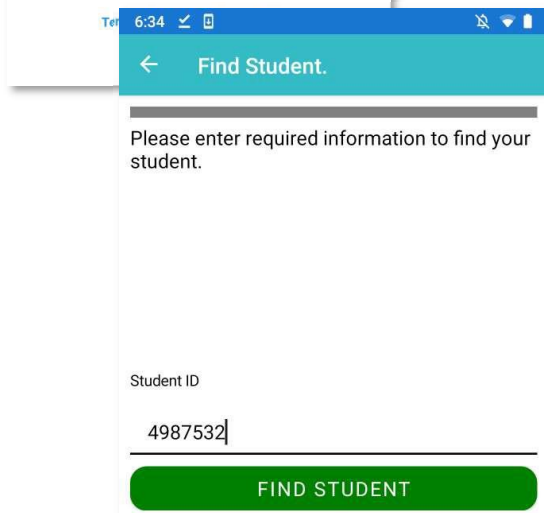
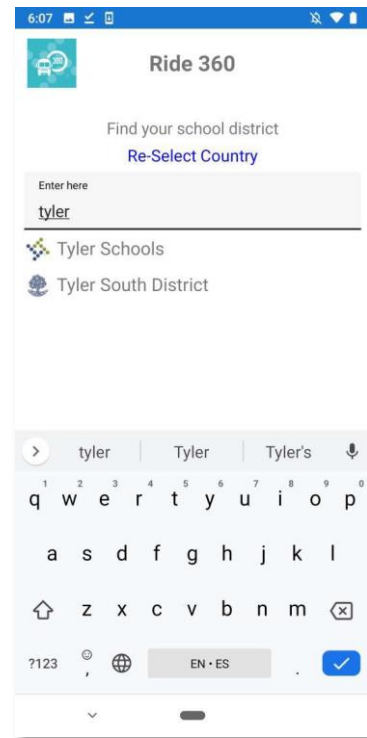
- 1) Download “Traversa Ride 360” from the Google Play Store or Apple App Store.
- 2) After installation is complete, open the Ride 360 application.
- 3) First thing you will need to do is search for the school your student attends. If you need assistance, please contact your school district.



- 4) Once your district is selected, you will be presented with the login screen. If you do not already have a login, click “Register”.

- 5) To register, enter your email address, desired password, and name. This will be used to log into the application.

- 6) After registering, you will receive an email confirmation. The provided link will require you to confirm your registration through the Ride 360 website.



- 7) You may now login and begin adding students. To add a student, press the + button at the top. Follow the onscreen instructions to link a student.

- 8) Enter the unique information provided by your district to find your student. If you are unsure of your information, please contact your school district.

- 9) Once you have added your students, you can then view transportation information for each student.

- 10) If you would like to share a student link with someone, you may do so by pressing the “share” button. This will allow you to enter the email of the person you would like to share with. That person will receive a confirmation email and automatically link that user. Please note, they will be required to register with Ride 360 if they have not already done so.